










	Product No.	Description	A	B	C	P.L. Breaking Load	U.D.L. Breaking Load	Shackle Pin Product No.	Weight
			in.	in.	in.	lb	lb		oz
	<a href="#">RF1851 &gt;</a>	Coined pin head	1/8	15/32	11/32	620	1210	-	0.1
	<a href="#">RF1806 &gt;</a>	Coined pin head	5/32	5/8	13/32	1320	1760	-	0.2
	<a href="#">RF615 &gt;</a>	Slotted pin	5/32	5/8	13/32	1320	1760	RF31	0.2
	<a href="#">RF615A &gt;</a>	Slotted pin	5/32	1/2	5/16	1760	2200	-	0.2
	<a href="#">RF707S &gt;</a>	Lightweight, slotted pin	3/16	21/32	23/32	1540	2640	-	0.4
	<a href="#">RF616 &gt;</a>	Coined pin head	3/16	23/32	7/16	1760	3090	RF33	0.5
	<a href="#">RF150 &gt;</a>	Slotted pin	3/16	23/32	15/32	1760	3090	-	0.4
	<a href="#">RF617 &gt;</a>	Coined pin head	1/4	7/8	9/16	3090	5070	RF33	0.9
	<a href="#">RF151 &gt;</a>	Slotted pin	1/4	7/8	5/8	3090	5070	-	0.7



[RF618 >](#) Coined pin head 5/16 1 5/32 5/8 5950 7940 RF34 1.8



[RF152 >](#) Slotted pin 3/16 1 5/32 21/32 5950 7940 - 1.6



[RF619 >](#) Coined pin head 3/8 1 1/2 21/32 7940 11900 RF35 2.8



[RF620 >](#) Coined pin head 1/2 1 21/32 3/4 16530 16980 RF36 4.6



[RF1035 >](#) Hexagon head 5/8 1 27/32 1 24250 30860 - 9.9